



### بیاموزیم

### لغات جدید

kind	مهربان	happy	خوشحال	patient	صبور
polite	مؤدب	quiet	ساکت	neat	پاکیزه، مرتب
funny	بامزه	friendly	مهربان	helpful	مفید
clever	باهوش	careful	با دقت	hard-working	پُرتکار
talkative	پُرحرف	brave	شجاع	serious	جدی
nervous	عصبی	angry	عصبانی	careless	بی دقت
cruel	بی رحم	rude	گستاخ	selfish	خودخواه
upset	آشفته	good	خوب	best	بهترین
many	تعدادی، بسیاری	some	تعدادی، مقداری	everybody	همه

### مکالمه

6

Who is your best friend? بهترین دوست شما کیست؟	Reza.	رضا
What's he like? ویژگی او چیست؟	He's very helpful.	او خیلی مفید است.
In what way? از چه نظر؟	He always helps me with my lessons.	او همیشه در درس‌ها به من کمک می‌کند.
Is he clever too? آیا او باهوش هم هست؟	Yes! And he is also very funny.	بله و هم چنین خیلی بامزه است.
Who knows the answer? چه کسی پاسخ را می‌داند؟	I know.	من می‌دانم.

## گرامر

نکته) به کاربرد فعل **to be** در جملات مثبت، سؤالی و پاسخ کوتاه توجه کن.

مثبت	سؤالی	پاسخ کوتاه
<b>I am happy.</b>	<b>Are you happy?</b>	<b>Yes, I am.</b>

نکته) این جدول شکل کامل و اختصار فعل **to be** برای همهی ضمائر فاعلی مفرد و جمع مثبت رو نشون میده.

مثبت			
مفرد		جمع	
شکل کامل	اختصار	شکل کامل	اختصار
<b>I am</b>	<b>I'm</b>	<b>We are</b>	<b>We're</b>
<b>He is</b>	<b>He's</b>	<b>You are</b>	<b>You're</b>
<b>She is</b>	<b>She's</b>	<b>They are</b>	<b>They're</b>
<b>It is</b>	<b>It's</b>		

**I am** a student. / **I'm** a student.

**We are** students. / **We're** students.

## بیشتر بدانیم

شکل کامل و اختصار فعل **to be** برای همهی ضمائر فاعلی مفرد و جمع منفی اینطورین.

منفی			
مفرد		جمع	
شکل کامل	اختصار	شکل کامل	اختصار
<b>I am not</b>	<b>I'm not</b>	<b>We are not</b>	<b>We're not / We aren't</b>
<b>He is not</b>	<b>He's not / He isn't</b>	<b>You are not</b>	<b>You're not / You aren't</b>
<b>She is not</b>	<b>She's not / She isn't</b>	<b>They are not</b>	<b>They're not / They aren't</b>
<b>It is not</b>	<b>It's not / It isn't</b>		

**He is not** a worker. / **He's not** a worker. / **He isn't** a worker.

یادآوری) فعل **to be** به همراه **there** به معنی «وجود داشتن» در جملات مفرد و جمع به کار می‌رود.

مفرد	جمع
<b>There is</b>	<b>There are</b>

**There is** a student in the classroom.

یک دانش‌آموز در کلاس وجود دارد.

**There are** many students in the classroom.

تعدادی دانش‌آموز در کلاس وجود دارند.

## تمرین کنیم

### Vocabulary

۱ عبارات داده شده را زیر تصویر مناسب بنویس. یک مورد اضافی است.

cook the New Year meal - get New Year gifts - sing the national anthem -  
buy goldfish - watch fireworks



1. ....



2. ....



3. ....



4. ....

۲ با کلمات داده شده، جملات را کامل کن. یک کلمه اضافی است.

go - meal - read - special - relatives - sets - gifts

1. We wear ..... clothes in Norooz.
2. My sister ..... the Haft Seen table.
3. My mother cooks the New Year .....
4. My parents give us New Year .....
5. We normally visit our ..... in Norooz.
6. People usually ..... out on Nature Day.

۳ این فعل ها را در جای مناسب بنویس تا عبارات معنی دار بسازی.

hold - buy - recite - say - watch - color

1. .... goldfish
2. .... the eggs
3. .... fireworks
4. .... a ceremony
5. .... the Holy Quran
6. .... prayers

۴ بهترین گزینه را انتخاب کن.

- |   |                           |
|---|---------------------------|
| 1. A: Do you get New Year gifts?                            | B: Sure! We usually ..... |
| a. bake a cake  | c. get money              |
| b. read poems   |                           |
| 2. A: Do you buy ..... for the New Year?                    | B: Yes ,I do.             |
| a. your relatives   | c. the national anthem    |
| b. new clothes  |                           |
| 3. A: Who clears ..... after dinner?                        | B: Me and my brother.     |
| a. the eggs   | c. the table              |
| b. special food   |                           |
| 4. A: Does your friend ..... special clothes on ceremonies. | B: Yes ,he does.          |
| a. make   | c. set                    |
| b. wear   |                           |

**Grammar**

۵ به عکس‌ها نگاه کن و با استفاده از عبارات داده شده جواب سوالات را بنویس.

cook the New Year meal - recite the Holy Quran - watch fireworks - color the eggs



1. A: Is he reading poems?  
B: .....



2. A: Do they set the table?  
B: .....








3. A: Is she clearing the table?  
B: .....



4. A: What are they doing?  
B: .....

۶ بهترین گزینه را انتخاب کن.

- |                                       |                        |
|---------------------------------------|------------------------|
| 1. A: Do you set the Haft Seen table? | B: No, my sister ..... |
| a. do                                 | b. does                |
|                                       | c. is                  |
| 2. A: Do Muslims fast on Fitr Eid?    | B: No, .....           |
| a. they do                            | b. do they             |
|                                       | c. they don't          |

Prospect 3		Mid-Year Exam	Lesson 1-3	
Name: .....		Class: .....	Teacher: .....	
بارم ۲/۵	<b>Reading &amp; Writing</b>		ردیف ۱	
با توجه به تصاویر، به سؤالات پاسخ دهید.				
1. Is she a quiet girl?	No, .....			
2. Are they careful?	No, .....			
3. Is he buying a ticket?	No, .....			
4. Are they singing the national anthem?	No, .....			
5. Is she reading poems?	No, .....			
۲	جملات را بخوانید و پاسخ صحیح را انتخاب کنید.		۲	
6. A: What's she like?	B: She is .....	a. friendly	b. twenty five	c. a teacher
7. A: How can I find a good hotel in Shiraz?	B: You can .....	a. fill out a form	b. write a letter	c. search the internet
8. A: ..... buy for the New Year?	B: I buy new clothes.	a. What you	b. What do you	c. Do you what
9. A: Let's go to ..... room.	B: That's a good idea! We can do our homework.	a. I	b. you	c. my

۱

۳ فعل‌های ستون A را به کلمات مربوط در ستون B وصل کنید. یک نمونه انجام شده است.

A	B
talk ●	● out a form
10. exchange ●	● to the receptionist
11. fill ●	● a ceremony
12. hold ●	● the eggs
13. color ●	● money

۲/۵

۴ با توجه به تصاویر، سؤال بسازید و یا پاسخ دهید.

14. A: Is the boy polite?

B: No, .....



15. A: ..... ?

B: No, they are not. They're hard-working.



16. A: Is he buying a ticket?

B: No, .....



17. A: ..... ?

B: Yes, they are. They are buying it for the Haft Seen table.



18. A: What are they doing?

B: .....



۱/۵

۵ کلمات را مرتب کنید و جمله بسازید.

19. ticket - He - a train - now - is booking - .

.....

20. clever - class - There are - many - in our - students - .

.....

21. clothes - wear - in Norooz - you - special - Do - ?

.....

## Reading & Writing

We were in the middle of our way to the lake that suddenly I heard my mother shouting, "watch out." I saw a car coming straight toward us. My father turned the car quickly but it was too late. We had a car crash. The car was badly damaged. My father called the police. In a few minutes an ambulance arrived. I had a cut on my head. It was bleeding. My father broke two bones. My mother was so frightened. She could hardly talk. She had some bruises. My little sister had a small cut on her finger. We were taken to the hospital. We all came back home in the afternoon. The doctor told me that my injuries were not so serious but I had to stay home for two days. I called my school and sent a message to my classmate, Hamid.

۱۱) پاسخ کامل بده.

1. Why did his mother shout? .....
2. Who was driving the car? .....
3. Did they stay in the hospital that night? .....

۱۲) بهترین گزینه را انتخاب کن.

4. My ..... had some bruises.

a. mother

b. father

c. little sister

۱۳) جملات درست را با **True** و جملات غلط را با **False** مشخص کنید.

5. The ambulance arrived very late. (.....)
6. I could go to school two days after the accident. (.....)

## Listening

۱۴) به دو مکالمه‌ی زیر گوش کنید و اطلاعات مورد نظر را در جدول بنویسید.

**Amir:** School trips are great, aren't they?

**Roya:** Oh, yes. But on my last school trip, .....

**Amir:** Really! What happened?

- ۱) **Roya:** .....

**Amir:** How did it happen?

**Roya:** I was climbing the mountain. .... and .....

**Amir:** That's too bad! I didn't know that.

- ۲)
1. How did he hurt his leg? .....
  2. What happened to his ankle? .....


Prospect 3	Final Test 2	Lesson 1-6	
Name: .....	Class: .....	Teacher: .....	
بارم ۱/۵	<p style="text-align: center;"><b>Reading &amp; Writing</b></p> <p style="text-align: right;">با کلمات داده‌شده، جملات را کامل کنید. (یک کلمه اضافی است.)</p> <div style="border: 1px solid black; padding: 5px; text-align: center;">connect - relatives - accident - helpful - finger - check - fire</div> <ol style="list-style-type: none"> <li>Nima is always ..... when someone needs help.</li> <li>Always ..... the timetable before going to the airport.</li> <li>We normally visit our ..... in Norooz.</li> <li>Firefighters put out ..... and save people's lives.</li> <li>Where do you ..... to the Internet?</li> <li>She cut her ..... in the kitchen.</li> </ol>		ردیف ۱
۲	<p style="text-align: right;">جملات را بخوانید و پاسخ صحیح را انتخاب کنید.</p> <ol style="list-style-type: none"> <li><b>A:</b> What do you do at the turn of the year?    <b>B:</b> We .....  a. recite the Holy Quran     b. buy new clothes     c. sing the national anthem</li> <li><b>A:</b> Where is the bank?    <b>B:</b> .....  a. I can help you.     b. You can get money.     c. It's around the corner.</li> <li><b>A:</b> Did you update the program?    <b>B:</b> Yes, I just ..... it.  a. update     b. updated     c. Did update</li> <li><b>A:</b> Where ..... last summer?    <b>B:</b> We went to Kerman.  a. you went     b. you did go     c. did you go</li> </ol>		۲
۱	<p style="text-align: right;">فعل‌های داده‌شده را در جای مناسب بنویس تا عبارات معنی‌دار بسازی. (یک فعل اضافی است.)</p> <div style="border: 1px solid black; padding: 5px; text-align: center;">stick - attend - buy - send - recite</div> <ol style="list-style-type: none"> <li>..... an E-mail.</li> <li>..... a TV program.</li> <li>..... the Holy Quran.</li> <li>..... a plaster on the wound.</li> </ol>		۳



## Listening

به عبارات گوش کنید و حرف شکل مرتبط را در جای خالی بنویسید.

32. .... 33. .... 34. .... 35. ....  
 36. .... 37. .... 38. .... 39. ....



به مکالمه گوش کنید و اطلاعات مورد نظر را در جدول بنویسید.

**Boy:** Do you like ....., Roya?

**Girl:** No, I don't.

**Boy:** Really! Why?

**Girl:** Because on my last school trip, .....

**Boy:** That's too bad! .....?

**Girl:** I hurt my leg.

**Boy:** How did it happen?

**Girl:** I .....

**Boy:** I didn't know that. These things happen.

Good Luck!



## Lesson One

### Vocabulary

پاسخ ۱

1. a talkative girl
2. brave soldiers
3. careless boys
4. a patient nurse

پاسخ ۲

1. careless
2. quiet
3. funny
4. neat

پاسخ ۳

1. kind
2. polite
3. nervous
4. careless

پاسخ ۴

1. False
2. False
3. True
4. False

### Grammar

پاسخ ۵

1. isn't
2. are
3. isn't
4. is
5. are

پاسخ ۶

1. 's
2. 's
3. 's
4. 're
5. 'm

پاسخ ۷

1. My friend is helpful and polite.
2. There is a talkative boy in our classroom.
3. Is your teacher friendly or serious?
4. What's your father like?